

SCTP

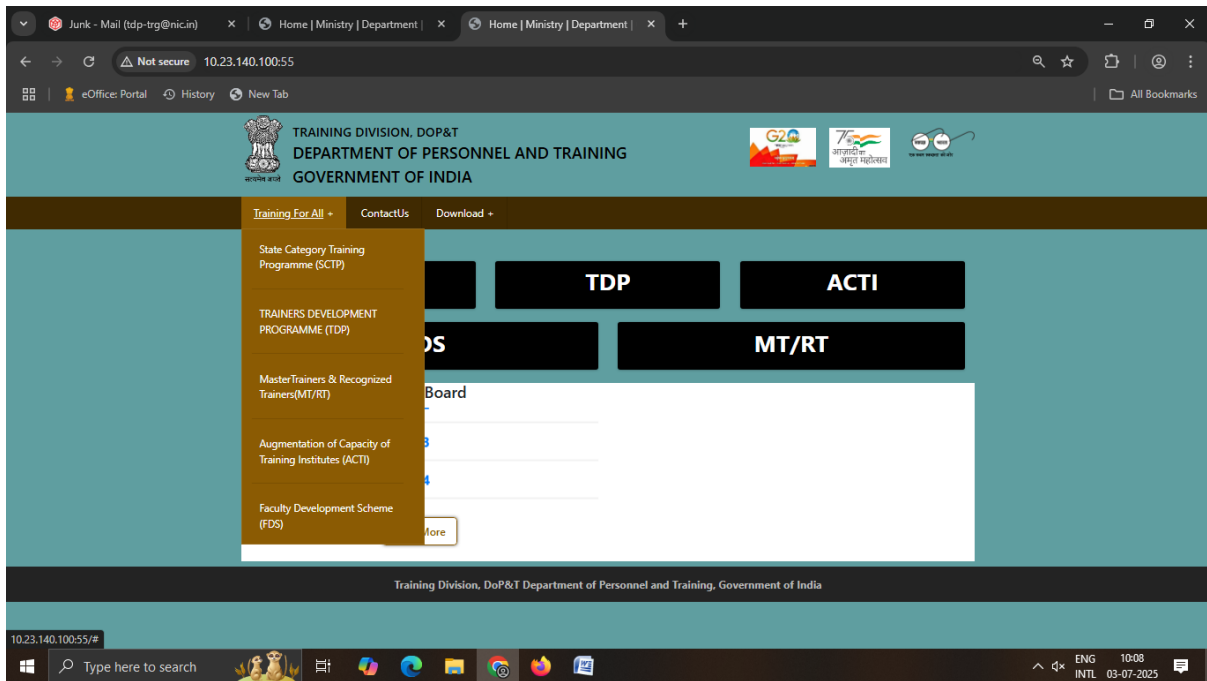


Image-1

User has to click on the Training for all link on the page and then click the State Category Training Programme (SCTP) as showing in image-1.

After clicking login page will appear on the screen .Institute has to login with credential as showing in Image-2.

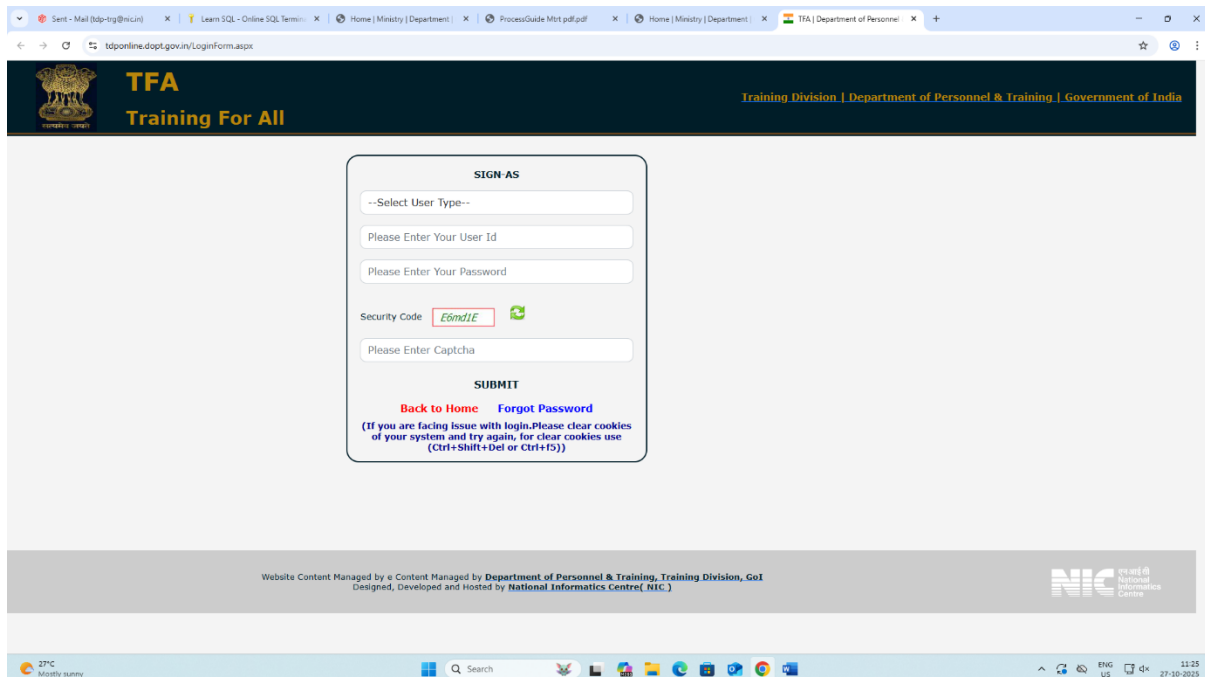


Image-2

After successful login image-3 will appear on the screen.

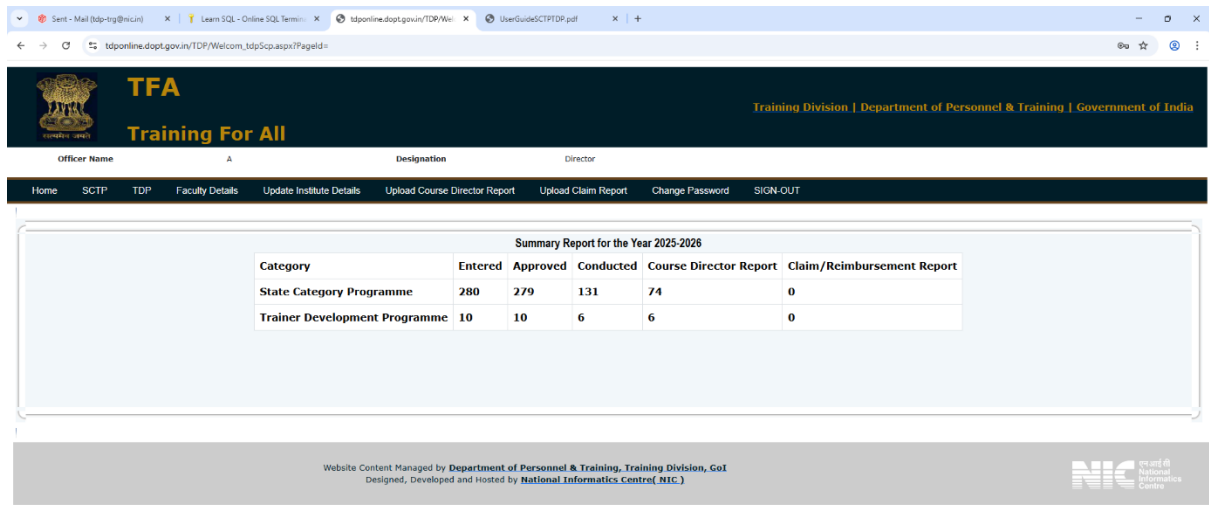


Image-3

On clicking SCTP link on the menu bar image-4 will appear on the screen

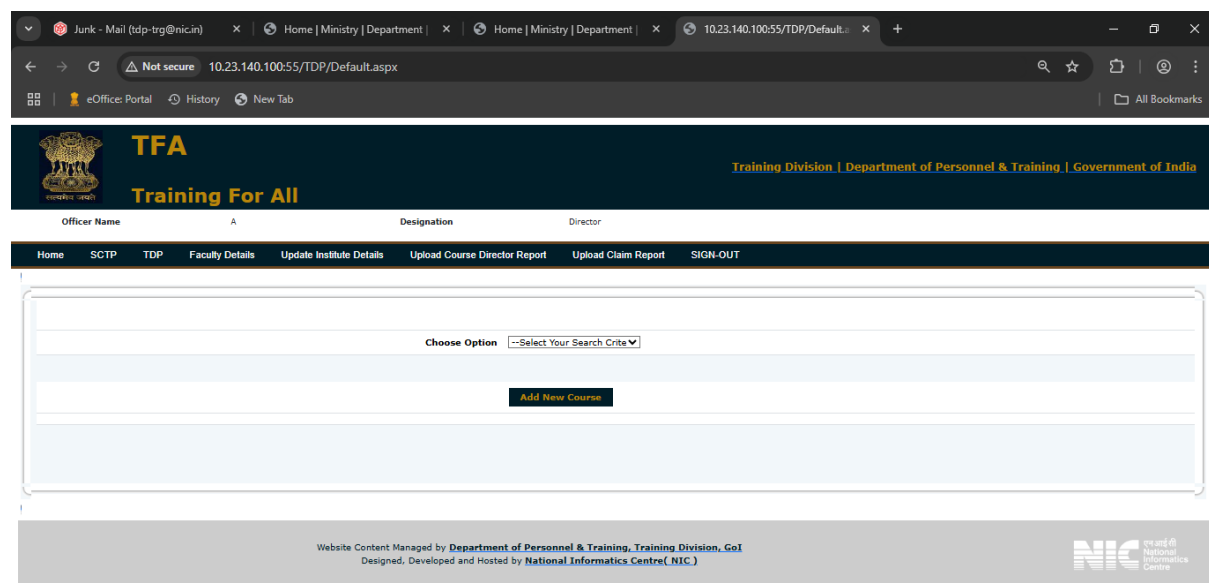


Image-4

On clicking the Add New Course button image-5 will be seen on the screen. Institute can add the new course and click the save button now the added course will be seen on the View all course of institute after clicking the dropdown button with status whether course is approved or not from the DoPT.(As shown in image-5 & image-6).

The ATI shall ensure uploading of SCTP Courses strictly in line with the identified theme and respective subtheme.

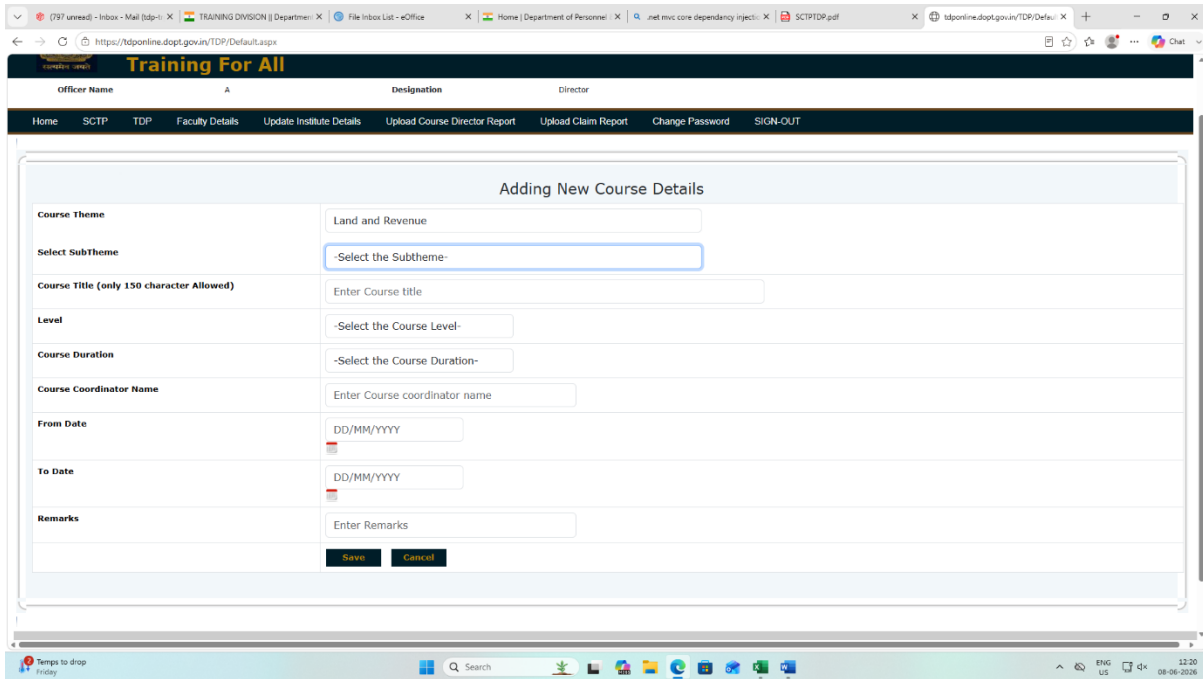


Image-5

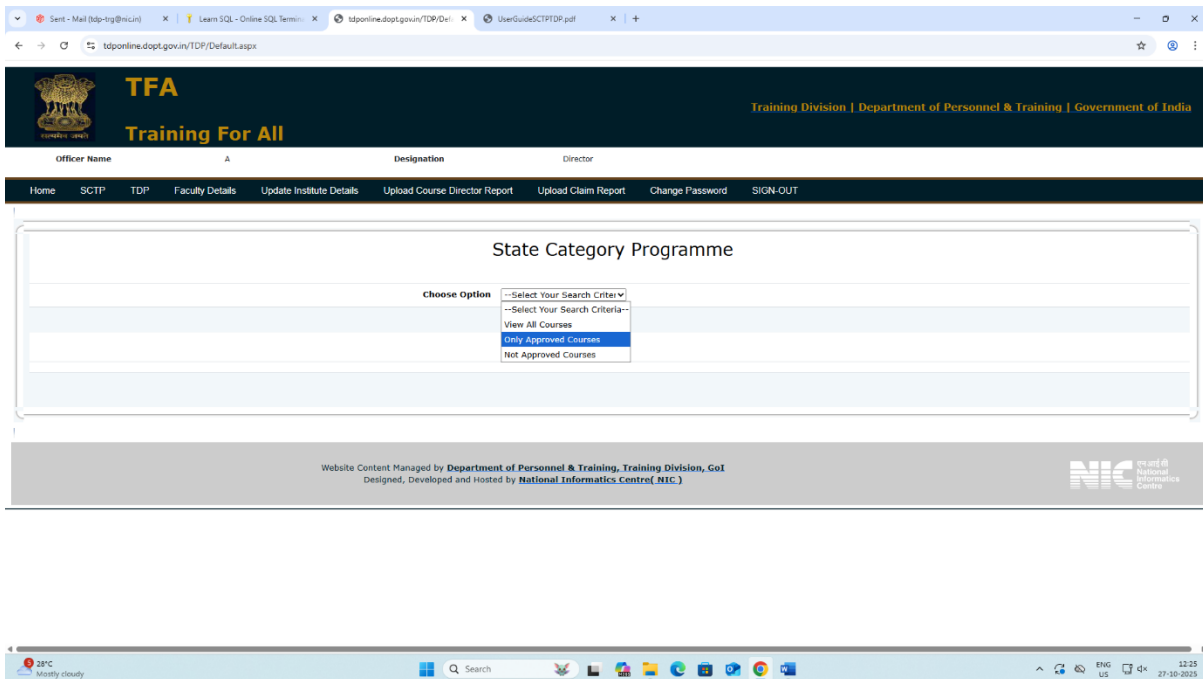


Image-6

Institute can see the all submitted course with course approved by DoPT and also the not approved course details after clicking the drop-down button next to “Select your search criteria” from image Image-6

Institute can edit the details the details of course or mark the course the conducted or not after clicking the edit button.

The screenshot displays the 'State Category Programme' interface. At the top, there is a navigation bar with links like Home, SCTP, TDP, Faculty Details, Update Institute Details, Upload Course Director Report, Upload Claim Report, Change Password, and SIGN OUT. Below the navigation bar, the page title is 'State Category Programme'. A 'Choose Option' dropdown menu is set to 'View All Courses'. An 'Add New Course' button is visible above the table. The table lists 15 courses with the following data:

Sr.No.	Title	Duration	From Date	To Date	Approved By DoPT	Status	CourseCoordinatorName	AvgFeedbackScore	No.Of Participants	EDIT
1	Enhancing Personal Effectiveness at Bathinda	3-Days	09/10/2024	11/10/2024	Yes	Pending			0	EDIT
2	Training Programme on Right To Information Act	2-Days	29/10/2024	29/10/2024	Yes	Pending			0	EDIT
3	Office Management	3-Days	11/12/2024	13/12/2024	Yes	Pending			0	EDIT
4	Communication and Interpersonal Skills for Govt. Employees	3-Days	07/01/2025	09/01/2025	Yes	Pending			0	EDIT
5	Standard Bidding Document	1 Day	16/01/2025	16/01/2025	Yes	Pending			0	EDIT
6	Professional Excellence	2-Days	28/01/2025	30/01/2025	Yes	Pending		0.00	0	EDIT
7	Training Programme on Right To Information Act	3-Days	05/02/2025	06/02/2025	Yes	Pending			0	EDIT
8	Stress Management	1 Day	06/02/2025	07/02/2025	Yes	Pending			0	EDIT
9	Training Programme on Right To Information Act	2-Days	21/02/2025	21/02/2025	Yes	Pending			0	EDIT
10	Anti-Corruption Laws	2-Days	11/03/2025	13/03/2025	Yes	Pending			0	EDIT
11	Stress Management	1 Day	18/03/2025	18/03/2025	Yes	Pending			0	EDIT
12	Professional Excellence	2-Days	26/03/2025	28/03/2025	Yes	Pending		0.00	0	EDIT
13	Audit and Budget	3-Days	15/04/2025	17/04/2025	Yes	Conducted	Mrs Inderbir Kaur Mann RPD	9.30	28	EDIT
14	Training programme for newly recruited state government employees	3-Days	15/04/2025	17/04/2025	Yes	Conducted	Sh Om Parkash RPD	8.70	39	EDIT
15	Generative AI Tools and Applications for Government Officials	1 Day	17/04/2025	17/04/2025	Yes	Conducted	Sh Umang Sharma AF SA	9.10	16	EDIT

Image-7

User can edit the course details on clicking the edit button then image 7.1 will appear on the screen.

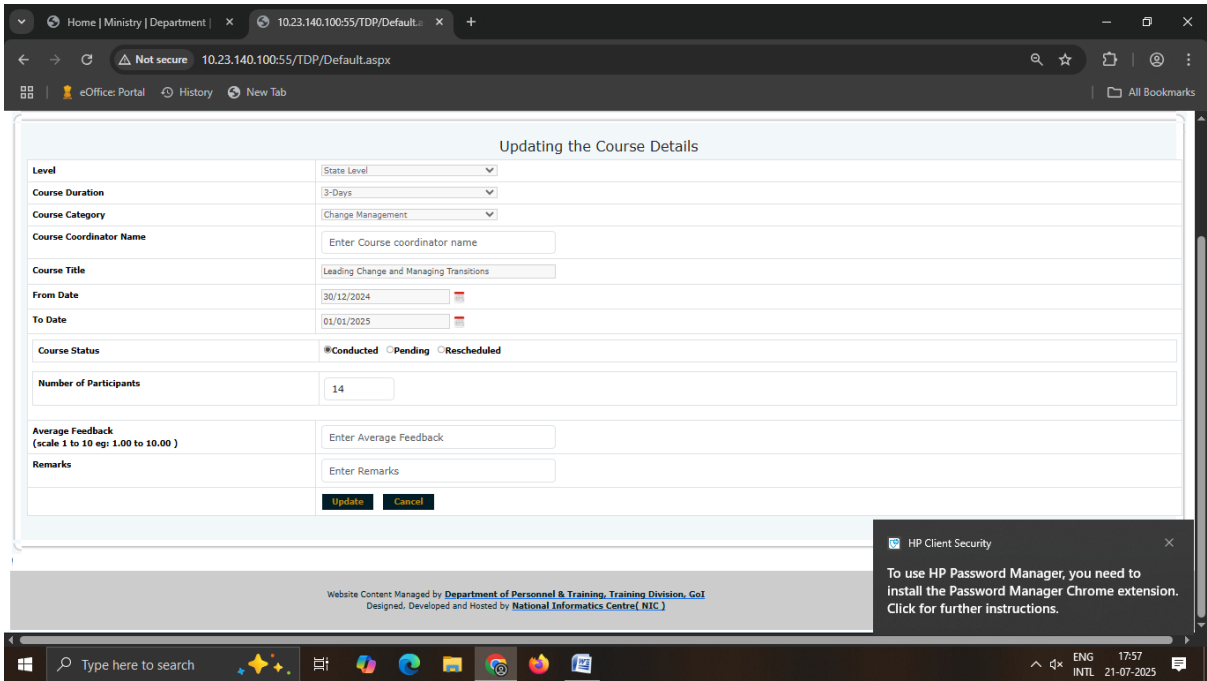


Image-7.1

Upload Course Director Report

Institute can upload the course director report after clicking the Upload Course Director Report on the menu bar. After clicking the link image-8 will appear on the screen showing all conducted course details.

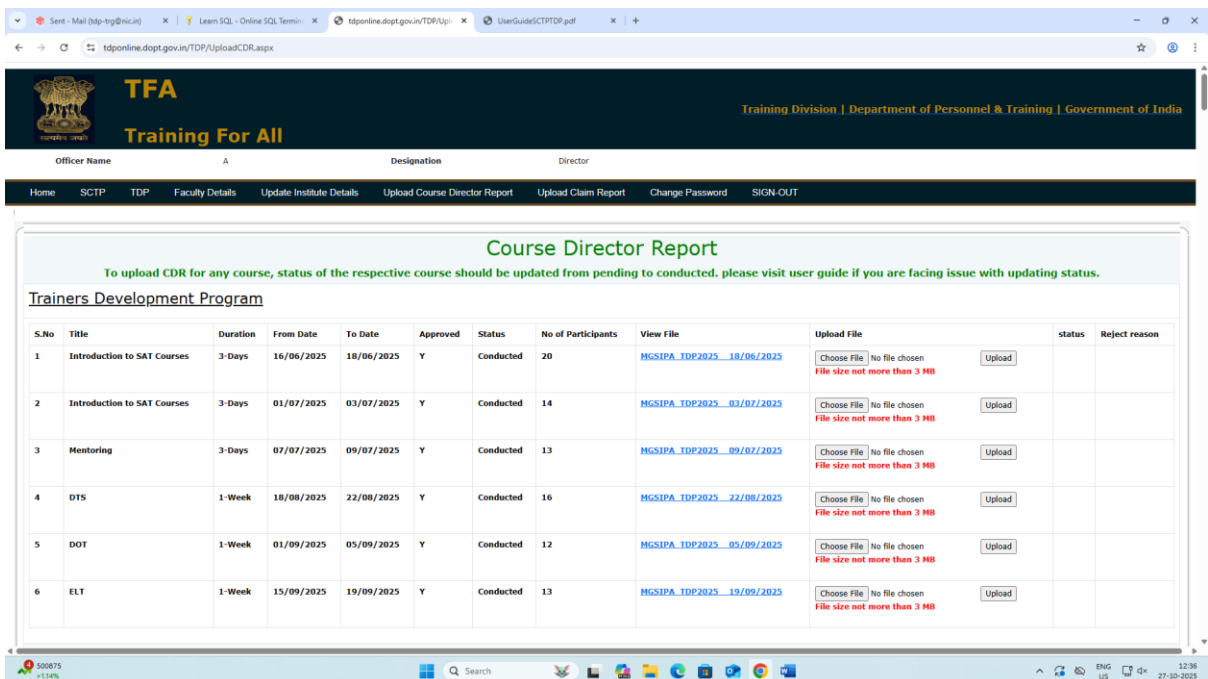


Image-8

Before uploading CDR institute should update their respective course status from pending to conducted on clicking the edit button as showing in image -7.

The screenshot shows a web browser window with the URL 10.23.140.100:55/TDP/TDP.aspx. The page header includes the TFA logo and the text "Training For All". The navigation menu contains: Home, SCTP, TDP, Faculty Details, Update Institute Details, Upload Course Director Report, Upload Claim Report, and SIGN-OUT. The main content area is titled "TDP - Updating the Course Details" and contains the following form fields:

- Course: 3-Days-National Level-Mentoring
- Course Coordinator Name: Enter Course coordinator name
- From Date: 14/01/2025
- To Date: 16/01/2025
- Course Status: Conducted Pending Rescheduled
- Number of Participants: 19
- Average Feedback (scale 1 to 10 eq. 1.00 to 10.00): Enter Average Feedback
- Remarks:
- Buttons: Update, Cancel

Institute can upload report after clicking the upload button.

The screenshot shows a web browser window with the URL tdponline.dopt.gov.in/TDP/UploadCDR.aspx. The page header includes the TFA logo and the text "Training For All". The navigation menu contains: Home, SCTP, TDP, Faculty Details, Update Institute Details, Upload Course Director Report, Upload Claim Report, Change Password, and SIGN-OUT. The main content area is titled "Course Director Report" and contains the following text: "To upload CDR for any course, status of the respective course should be updated from pending to conducted. please visit user guide if you are facing issue with updating status." Below this is a table with the following data:

S.No	Title	Duration	From Date	To Date	Approved	Status	No of Participants	View File	Upload File	status	Reject reason
1	Introduction to SAT Courses	3-Days	16/06/2025	18/06/2025	Y	Conducted	20	MGSIPA_TDP2025_18/06/2025	Choose File no file chosen File size not more than 3 MB	Upload	
2	Introduction to SAT Courses	3-Days	01/07/2025	03/07/2025	Y	Conducted	14	MGSIPA_TDP2025_03/07/2025	Choose File no file chosen File size not more than 3 MB	Upload	
3	Mentoring	3-Days	07/07/2025	09/07/2025	Y	Conducted	13	MGSIPA_TDP2025_09/07/2025	Choose File no file chosen File size not more than 3 MB	Upload	
4	DTS	1-Week	18/08/2025	22/08/2025	Y	Conducted	16	MGSIPA_TDP2025_22/08/2025	Choose File no file chosen File size not more than 3 MB	Upload	
5	DOT	1-Week	01/09/2025	05/09/2025	Y	Conducted	12	MGSIPA_TDP2025_05/09/2025	Choose File no file chosen File size not more than 3 MB	Upload	
6	ELT	1-Week	15/09/2025	19/09/2025	Y	Conducted	13	MGSIPA_TDP2025_19/09/2025	Choose File no file chosen File size not more than 3 MB	Upload	

Upload Claim Report

Institute can upload the claim report for the conducted course can be upload by clicking the Upload claim report on the menu bar. (Shown in image-9)

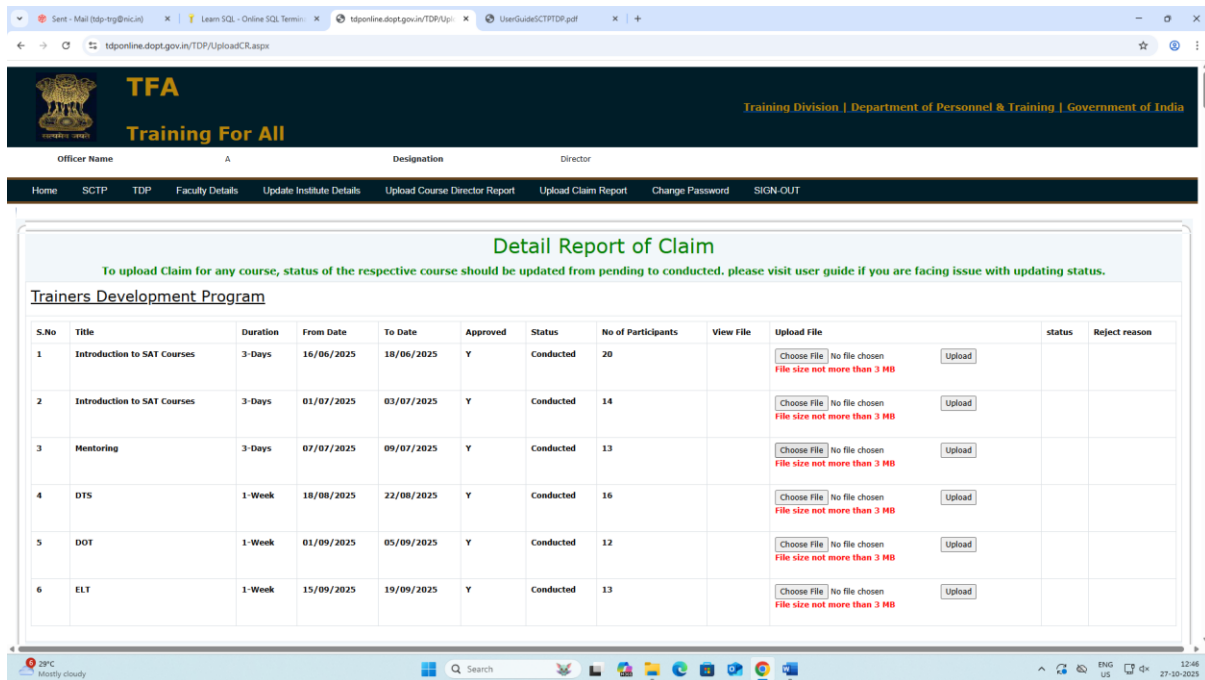


Image-9

TDP

Institute can submitted the trainer development programme on clicking the TDP link on the menu bar.

After clicking the TDP link image-10 will appear on the screen

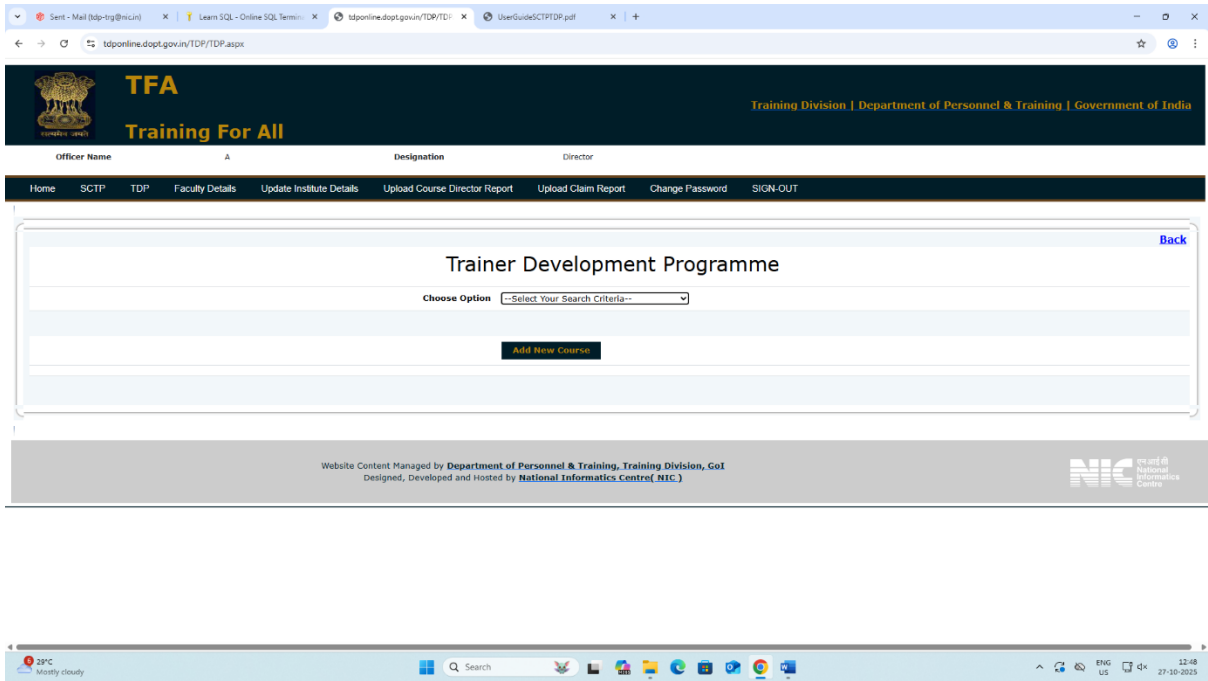


Image-10

Institute can add the TDP Course by clicking the “Add New Course” button and insert the details and click the save button. (Image-11)

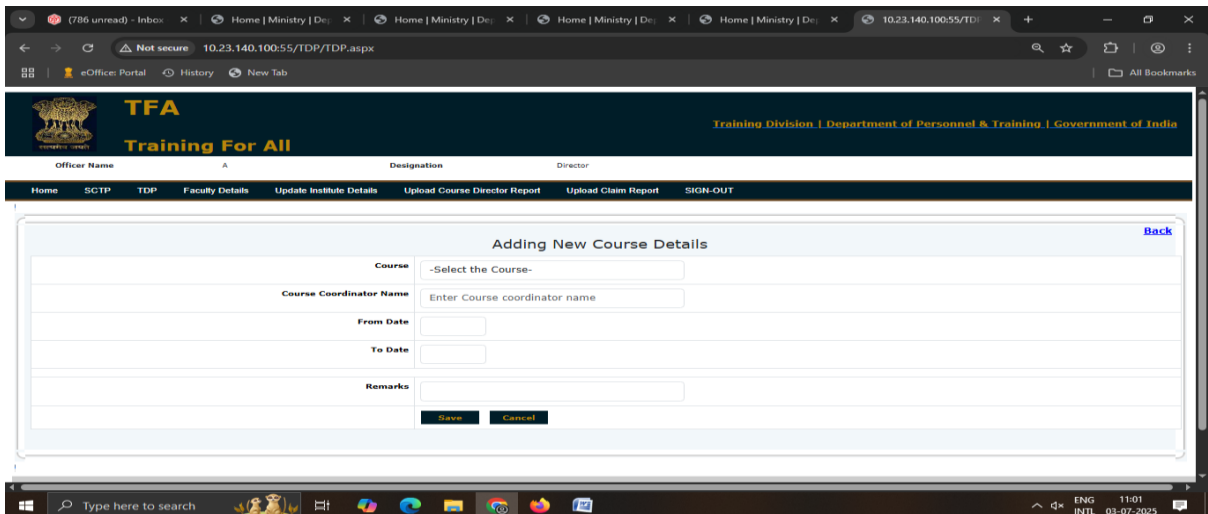


Image-11

Institute can see the all submitted course, all approved course by DoPT and also the not approved course by clicking the search your criteria dropdown button. As shown in image-12.

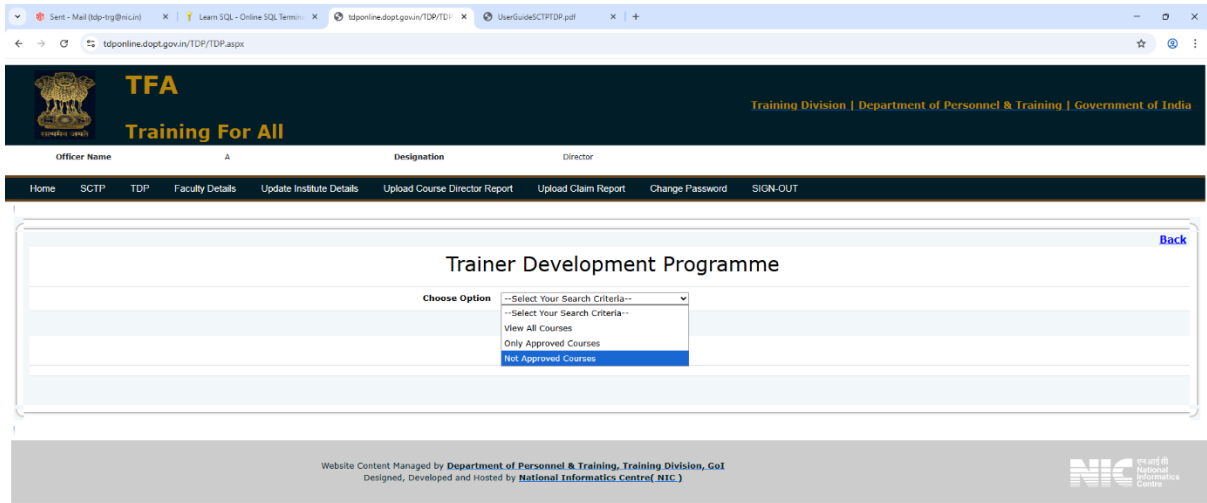


Image-12

Institute can also edit the the course details on clicking the edit button as show in image-13

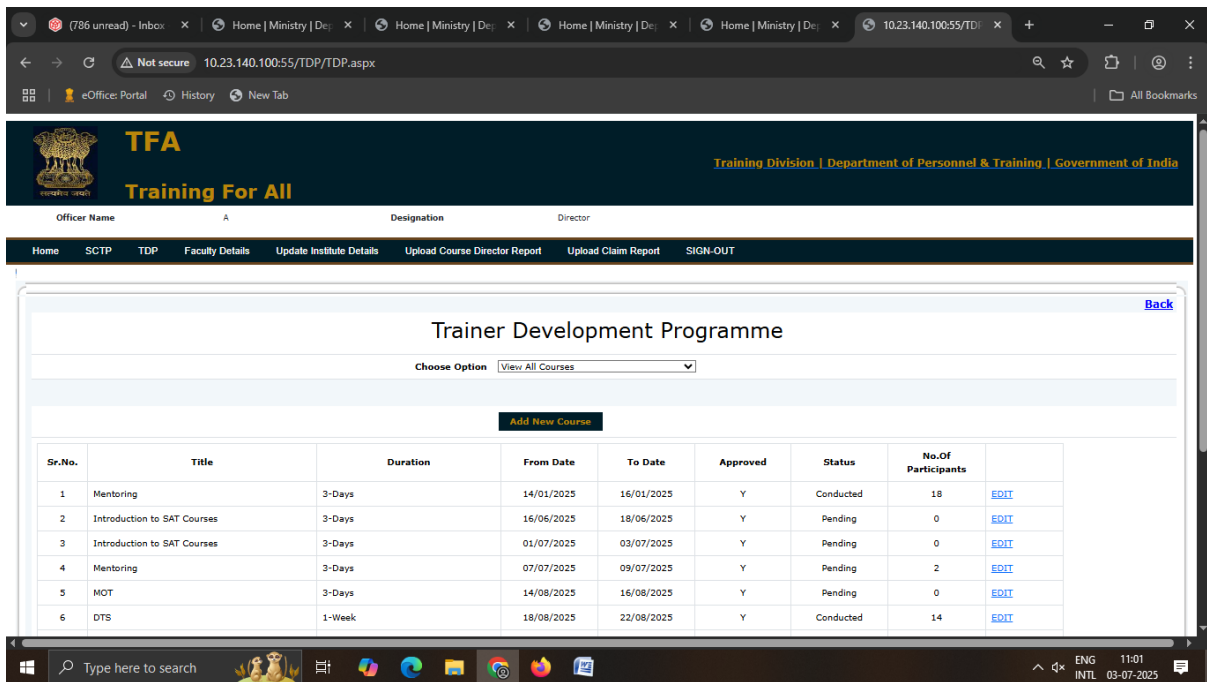


Image-13

User can change the date of programme before programme is not approved.

User can change the status of programme from pending to conducted and number of participants of the programme and average feed back as shown in image-14

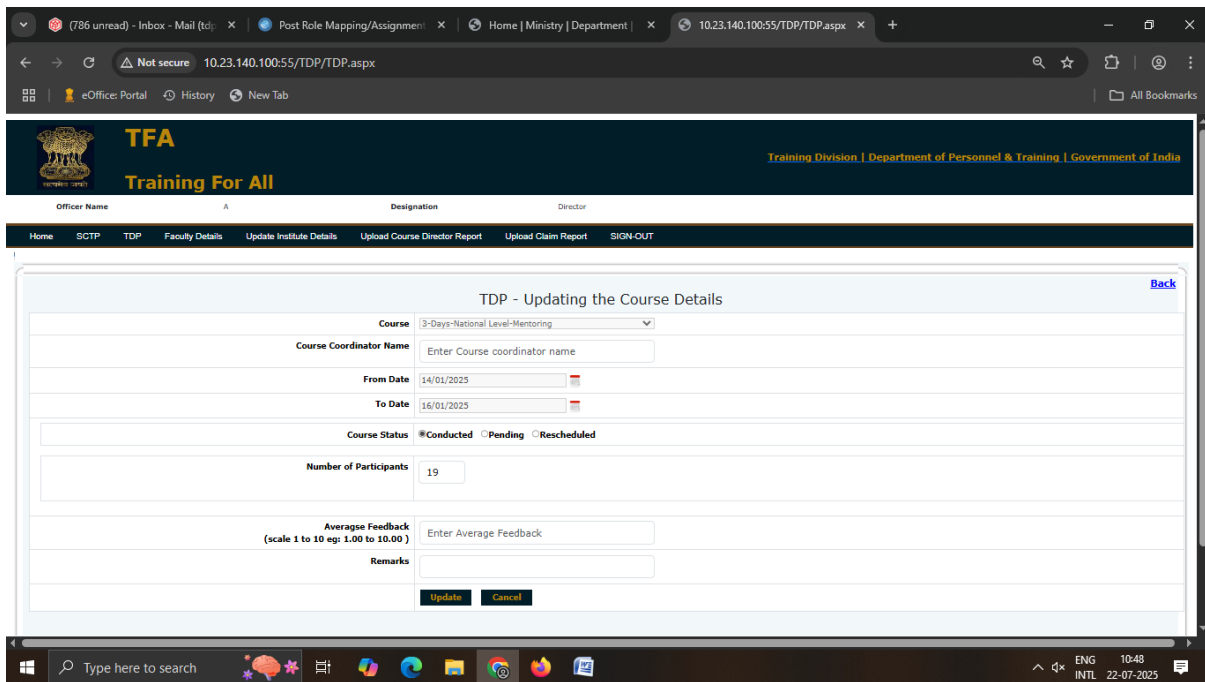


Image-14

Faculty Details

Institute can add the faculty details by clicking the Faculty details link on the menu bar.

After clicking the link image-15 will be seen on the screen.

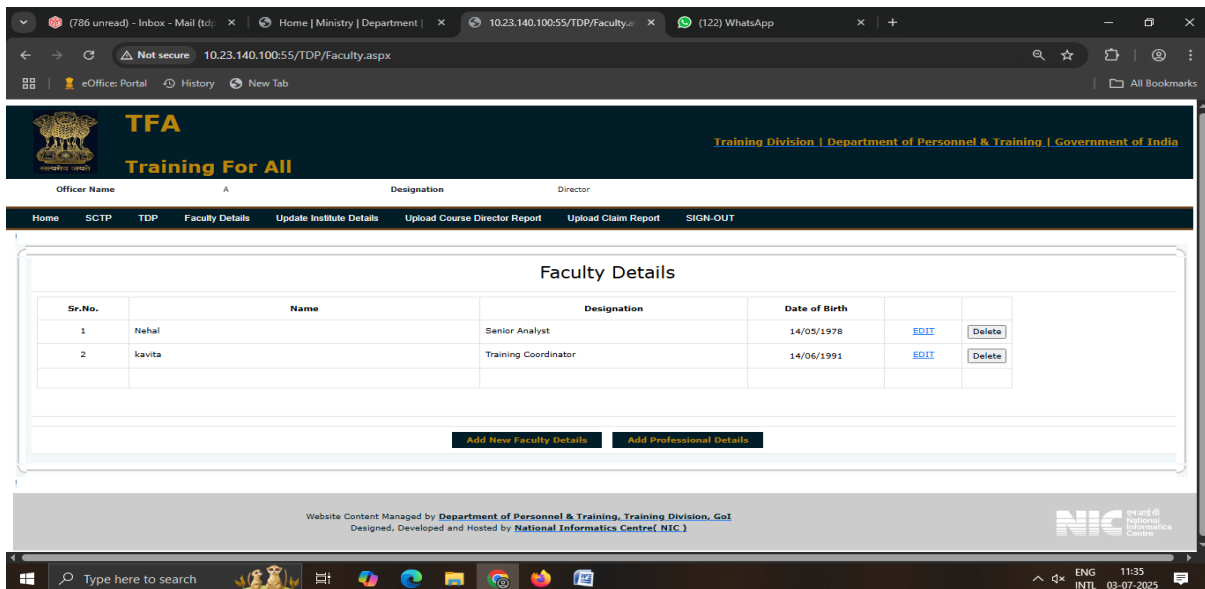


Image-15

On clicking the add New Faculty Details button a form will appear for inserting all details of the faculty member and after inserting details and clicking update button faculty details will be showing on the page as mention in image-15.

Institute can edit and delete the faculty after clicking the Edit or Delete button in image-15.

Institute can also add the Professional details of faculty member on clicking the Add Professional Details button.

Update Institute Details

Institute can update the institute details as Head Name, Email Id, Phone No after clicking the Update Institute Details link on the menu bar

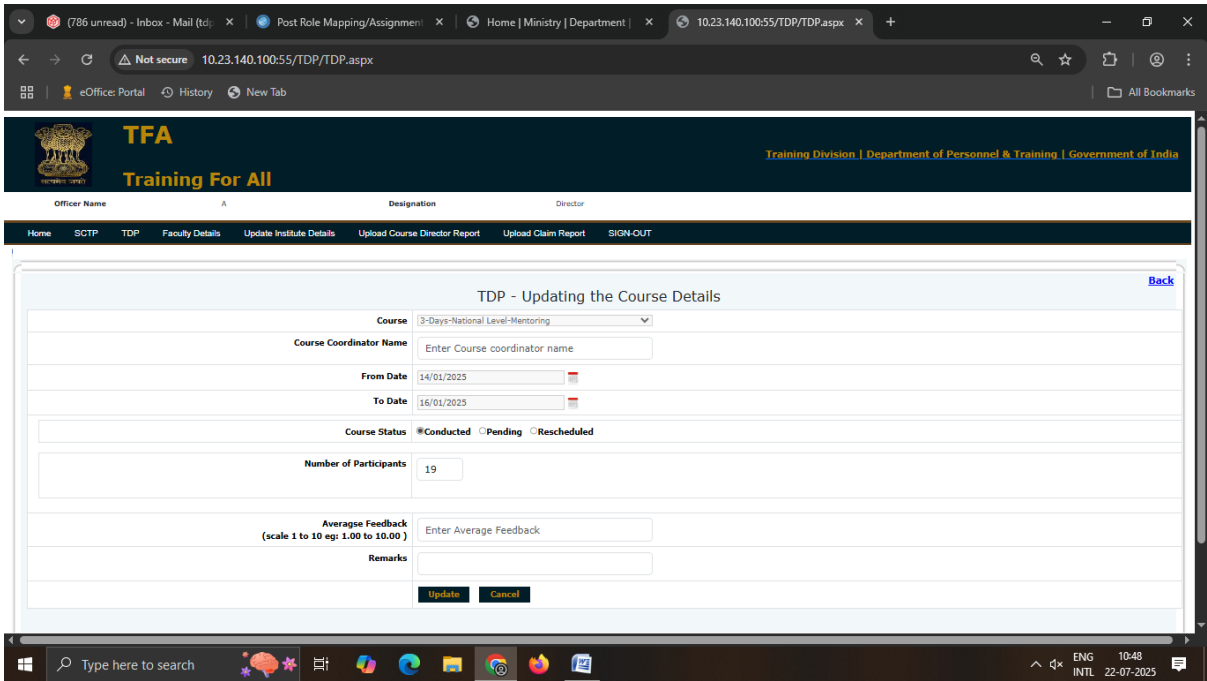
Upload Course Director Report

Institute can upload the course director report after clicking the Upload Course Director Report on the menu bar. After clicking the link image-14 will appear on the screen showing all conducted course details.

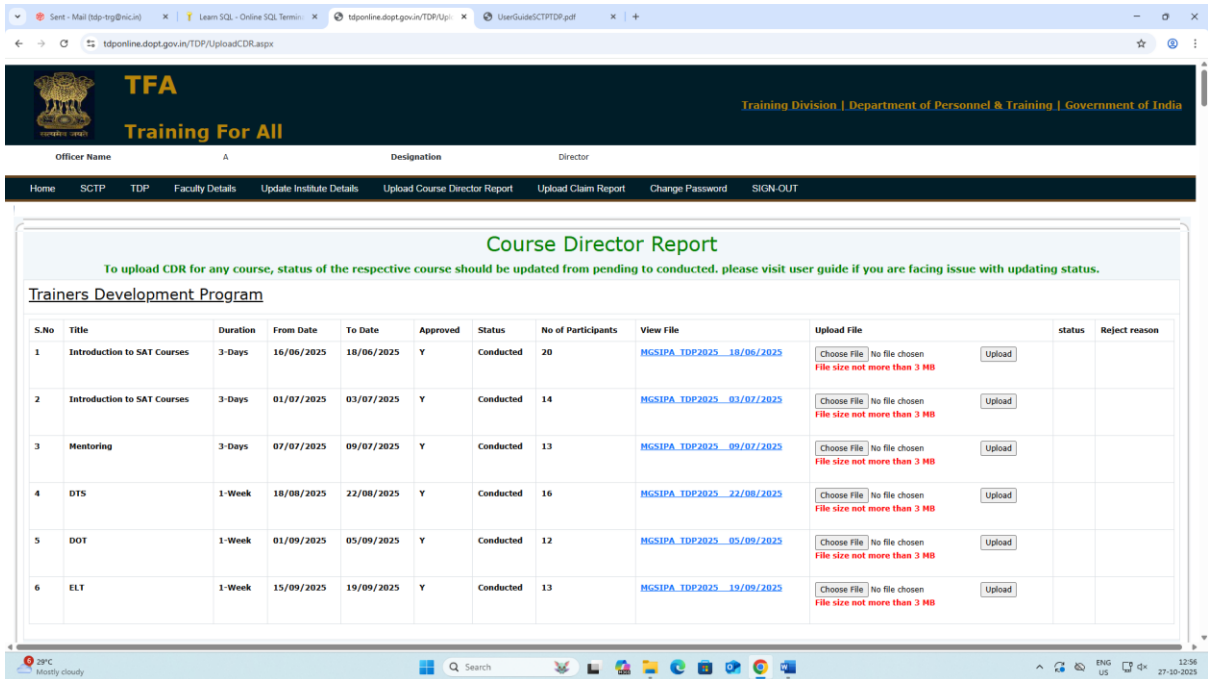
The screenshot displays the TFA (Training For All) portal interface. At the top, there is a header with the TFA logo and the text "Training Division | Department of Personnel & Training | Government of India". Below the header, there is a navigation menu with options: Home, SCTP, TDP, Faculty Details, Update Institute Details, Upload Course Director Report, Upload Claim Report, Change Password, and SIGN-OUT. The main content area is titled "Course Director Report" and includes a message: "To upload CDR for any course, status of the respective course should be updated from pending to conducted. please visit user guide if you are facing issue with updating status." Below this message, there is a table titled "Trainers Development Program" with the following data:

S.No	Title	Duration	From Date	To Date	Approved	Status	No of Participants	View File	Upload File	status	Reject reason
1	Introduction to SAT Courses	3-Days	16/06/2025	18/06/2025	Y	Conducted	20	MGSIPA_TDP2025_18/06/2025	<input type="button" value="Choose File"/> No file chosen File size not more than 3 MB	<input type="button" value="Upload"/>	
2	Introduction to SAT Courses	3-Days	01/07/2025	03/07/2025	Y	Conducted	14	MGSIPA_TDP2025_03/07/2025	<input type="button" value="Choose File"/> No file chosen File size not more than 3 MB	<input type="button" value="Upload"/>	
3	Mentoring	3-Days	07/07/2025	09/07/2025	Y	Conducted	13	MGSIPA_TDP2025_09/07/2025	<input type="button" value="Choose File"/> No file chosen File size not more than 3 MB	<input type="button" value="Upload"/>	
4	D15	1-Week	18/08/2025	22/08/2025	Y	Conducted	16	MGSIPA_TDP2025_22/08/2025	<input type="button" value="Choose File"/> No file chosen File size not more than 3 MB	<input type="button" value="Upload"/>	
5	DOT	1-Week	01/09/2025	05/09/2025	Y	Conducted	12	MGSIPA_TDP2025_05/09/2025	<input type="button" value="Choose File"/> No file chosen File size not more than 3 MB	<input type="button" value="Upload"/>	
6	ELT	1-Week	15/09/2025	19/09/2025	Y	Conducted	13	MGSIPA_TDP2025_19/09/2025	<input type="button" value="Choose File"/> No file chosen File size not more than 3 MB	<input type="button" value="Upload"/>	

Before uploading CDR institute should update their respective course status from pending to conducted



Institute can upload report after clicking the upload button.



Upload Claim Report

Institute can upload the claim report for the conducted course can be upload by clicking the Upload claim report on the menu bar. (Shown in image-16)

Sent - Mail (tdp-trg@nic.in) | Learn SQL - Online SQL Termin... | tdponline.dopt.gov.in/TDP/Up... | UserGuideSCTPTDP.pdf

tdponline.dopt.gov.in/TDP/UploadCR.aspx

TFA
Training For All

Training Division | Department of Personnel & Training | Government of India

Officer Name: A Designation: Director

Home SCTP TDP Faculty Details Update Institute Details Upload Course Director Report Upload Claim Report Change Password SIGN-OUT

Detail Report of Claim

To upload Claim for any course, status of the respective course should be updated from pending to conducted, please visit user guide if you are facing issue with updating status.

Trainers Development Program

S.No	Title	Duration	From Date	To Date	Approved	Status	No of Participants	View File	Upload File	status	Reject reason
1	Introduction to SAT Courses	3-Days	16/06/2025	18/06/2025	Y	Conducted	20		Choose File No file chosen File size not more than 3 MB		
2	Introduction to SAT Courses	3-Days	01/07/2025	03/07/2025	Y	Conducted	14		Choose File No file chosen File size not more than 3 MB		
3	Mentoring	3-Days	07/07/2025	09/07/2025	Y	Conducted	13		Choose File No file chosen File size not more than 3 MB		
4	DTS	1-Week	18/08/2025	22/08/2025	Y	Conducted	16		Choose File No file chosen File size not more than 3 MB		
5	DOT	1-Week	01/09/2025	05/09/2025	Y	Conducted	12		Choose File No file chosen File size not more than 3 MB		
6	ELT	1-Week	15/09/2025	19/09/2025	Y	Conducted	13		Choose File No file chosen File size not more than 3 MB		

23°C Mostly cloudy | Search | ENG US | 12:59 27-10-2023

Image-16